



GMT: **John Muller**

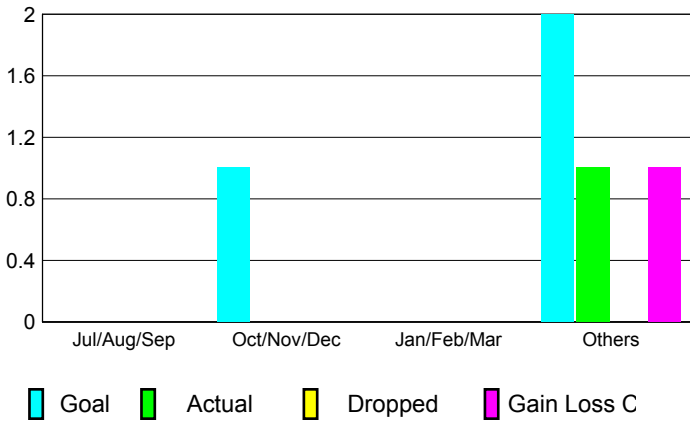
Location: **AUSTRALIA**

GMT CA: **7**

CLUBS

Month	New Club Goal	Actual New Clubs	Actual Dropped Clubs	Gain/Loss of Clubs
2012-2013				
Jul/Aug/Sep	0	0	0	0
Oct/Nov/Dec	1	0	0	0
Jan/Feb/Mar	0	0	0	0
Apr/May/June	2	1	0	1
Totals	3	1	0	1

Club Results 2012-2013
Goal, New, Dropped, Gain/Loss




YTD Status Quo Clubs 2012-2013

Status Quo Clubs Compared to Status Quo Members



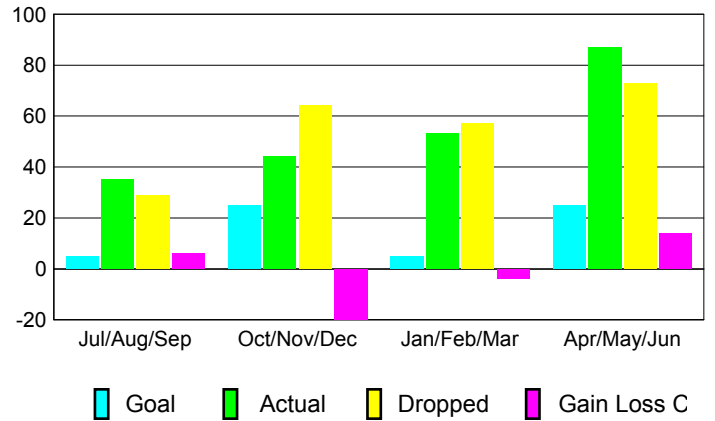
Club Gain/Loss 2012-2013



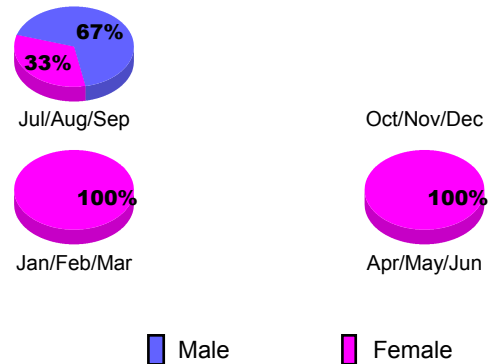
MEMBERSHIP

Month	Net Memb Goal	Actual New Memb	Actual Dropped Memb	Gain/Loss of Memb
2012-2013				
Jul/Aug/Sep	5	35	29	6
Oct/Nov/Dec	25	44	64	-20
Jan/Feb/Mar	5	53	57	-4
Apr/May/June	25	87	73	14
Totals	60	219	223	-4

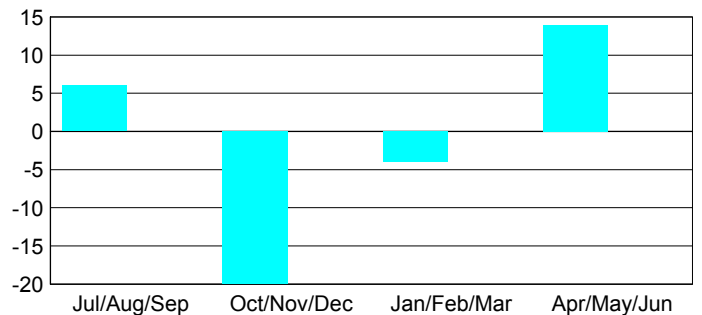
Membership Results 2012-2013
Goal, New, Dropped, Gain/Loss



Gender Comparison 2012-2013



Membership Gain/Loss 2012-2013





GMT: **John Muller**

Location: **PAPUA NEW GUINEA**

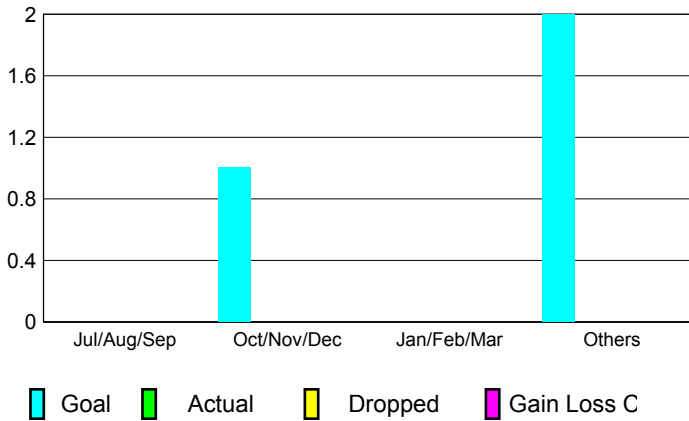
GMT CA: **7**

CLUBS

Month	New Club Goal	Actual New Clubs	Actual Dropped Clubs	Gain/Loss of Clubs
2012-2013				
Jul/Aug/Sep	0	0	0	0
Oct/Nov/Dec	1	0	0	0
Jan/Feb/Mar	0	0	0	0
Apr/May/June	2	0	0	0
Totals	3	0	0	0

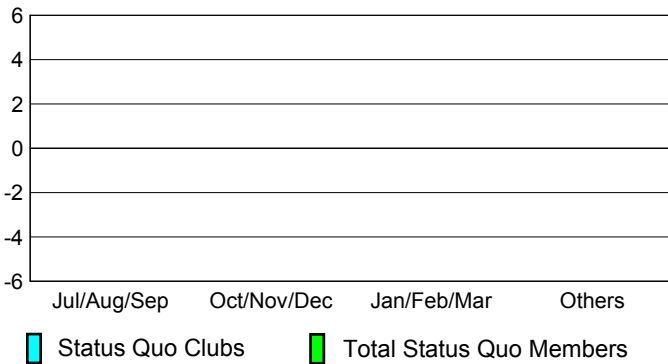
Club Results 2012-2013

Goal, New, Dropped, Gain/Loss




YTD Status Quo Clubs 2012-2013

Status Quo Clubs Compared to Status Quo Members



Club Gain/Loss 2012-2013

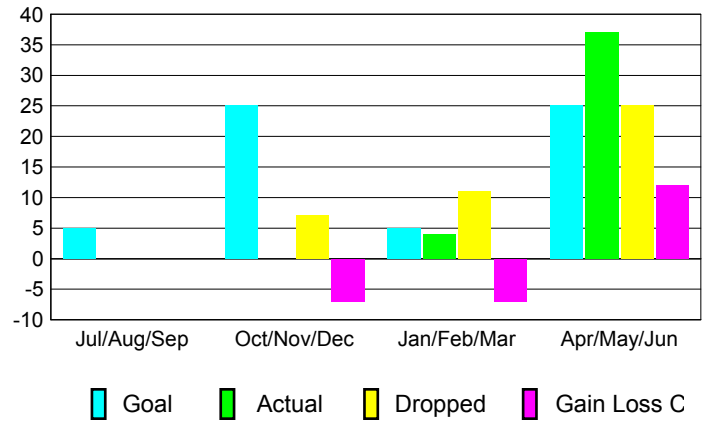


MEMBERSHIP

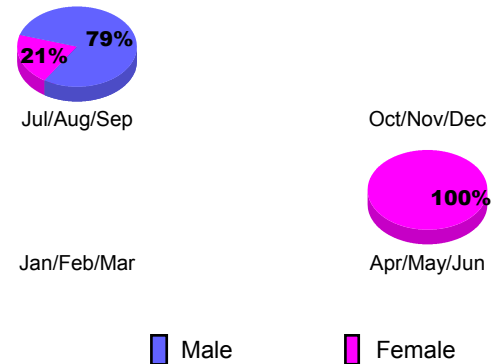
Month	Net Memb Goal	Actual New Memb	Actual Dropped Memb	Gain/Loss of Memb
2012-2013				
Jul/Aug/Sep	5	0	0	0
Oct/Nov/Dec	25	0	7	-7
Jan/Feb/Mar	5	4	11	-7
Apr/May/June	25	37	25	12
Totals	60	41	43	-2

Membership Results 2012-2013

Goal, New, Dropped, Gain/Loss



Gender Comparison 2012-2013



Membership Gain/Loss 2012-2013

